


April 1997

\$3.95

Canada \$4.75

GARDEN RAILWAYS



Tour a Minnesota Garden Railway

How to hand spike rail

Don't dig up those dead plants yet!



GARDEN RAILWAYS

Volume 14, Number 3

April 1997

38

Hillside construction

A garden railway can be built practically anywhere, even on a steep hillside.

by Jack Verducci

42

What makes a great garden railway?

A hobbyist expresses his thoughts and opinions on what makes a garden railway great.

by Larry Rose

46

A 1997 convention sampler

Tour some railways featured at this year's convention in Washington, D.C.

by Jerry Quinn, Peter and Carol Jobusch, Rodger Findiesen, Jenifer and Scott McDonald, Charles Zinser, Jim Strong, and David McNerney

COVER STORY

56

Tour the PD&Q

The past and future of a well-established line in Minnesota.

by Dutton Foster

62

Wiring a reverse loop

Learn how to use LGB's EPL system.

by Bill Seay

66

One man's scratchbuilt live-steam locos

1:32-scale engines for a Canadian garden railway.

by Graham Sprague

70

The fundamentals of handlaid track

Rail materials, spiking techniques, and rail joiners are discussed.


by Marc Horovitz

DEPARTMENTS


- | | |
|---|--|
| 5 Editorial
Notes from Marc | 34 Garden Railway Basics
Bigger curves are better |
| 6 Notes and News
New products and events | 78 The Scenic Root
Don't dig up those dead plants yet! |
| 14 Letters
From our readers | 84 Scribblings on a Workshop Wall
A lumber mill with a removable roof |
| 28 A Letter from Australia
A four-wheel open wagon | 92 Product Reviews
Products put to the test |

Center pullout: The station at Gull Pond

Cover photo: Dutton Foster's impressive Twin Oaks Mine appears to bore directly into the adjoining oak tree. See the story of the PD&Q on page 56.



Garden railway convention, page 46



Made in Minnesota, page 56



Plants look lifeless? Just wait! page 78